

The Reciprocal Lattice

by
André Authier

This electronic edition may be freely copied and redistributed for educational or research purposes only.

It may not be sold for profit nor incorporated in any product sold for profit without the express permission of The Executive Secretary, International Union of Crystallography, 2 Abbey Square, Chester CH1 2HU, UK

Copyright in this electronic edition ©2001 International Union of Crystallography



Published for the
International Union of Crystallography
by
University College Cardiff Press
Cardiff, Wales

© 1981 by the International Union of Crystallography.
All rights reserved.

Published by the University College Cardiff Press for the
International Union of Crystallography with the
financial assistance of Unesco Contract No. SC/RP 250.271

This pamphlet is one of a series prepared by the
Commission on Crystallographic Teaching of the
International Union of Crystallography, under the
General Editorship of Professor C. A. Taylor.
Copies of this pamphlet and other pamphlets in
the series may be ordered direct from the
University College Cardiff Press,
P.O. Box 78, Cardiff
CF1 1XL, U.K.

ISBN 0 906449 08 1

Printed in Wales by University College, Cardiff.

Series Preface

The long term aim of the Commission on Crystallographic Teaching in establishing this pamphlet programme is to produce a large collection of short statements each dealing with a specific topic at a specific level. The emphasis is on a particular teaching approach and there may well, in time, be pamphlets giving alternative teaching approaches to the same topic. It is not the function of the Commission to decide on the 'best' approach but to make all available so that teachers can make their own selection. Similarly, in due course, we hope that the same topics will be covered at more than one level.

The initial selection of ten pamphlets published together represents a sample of the various levels and approaches and it is hoped that it will stimulate many more people to contribute to this scheme. It does not take very long to write a short pamphlet, but its value to someone teaching a topic for the first time can be very great.

Each pamphlet is prefaced by a statement of aims, level, necessary background, etc.

C. A. Taylor

Editor for the Commission

Teaching Aims

To give a firm mathematical understanding of the reciprocal lattice, of the relationships between real and reciprocal space and of their implications for X-ray diffraction.

Level

This approach would be suitable for final year undergraduates in physics and mathematics or for initial post-graduate students in other disciplines provided that their mathematical background is adequate.

Background

A familiarity with vector manipulation is needed and, for certain sections, an understanding of tensor calculus.

Practical Resources

No specific practical resources are required.

Time Required for Teaching

If the mathematical background is already adequate this could be taught in 3 or 4 lectures. More would be required, however, if time has to be spent on mathematical equations and derivations as in places the treatment given is very concise.

The Reciprocal Lattice

A. Authier

Laboratoire de Minéralogie Cristallographie associé au C.N.R.S. –
Université Pierre et Marie Curie, PARIS

1. Introduction

The fundamental property of a crystal is its triple periodicity and a crystal may be generated by repeating a certain unit of pattern through the translations of a certain lattice called the *direct* lattice. The macroscopic geometric properties of a crystal are a direct consequence of the existence of this lattice on a microscopic scale. Let us for instance consider the natural faces of a crystal. These faces are parallel to sets of lattice planes. The lateral extension of these faces depends on the local physico-chemical conditions during growth but not on the geometric properties of the lattice. To describe the morphology of a crystal, the simplest way is to associate, with each set of lattice planes parallel to a natural face, a vector drawn from a given origin and normal to the corresponding lattice planes. To complete the description it suffices to give to each vector a length directly related to the spacing of the lattice planes. As we shall see in the next section this polar diagram is the geometric basis for the *reciprocal lattice*.

On the other hand, the basic tool to study a crystal is the diffraction of a wave with a wavelength of the same order of magnitude as that of the lattice spacings. The nature of the diffraction pattern is governed by the triple periodicity and the positions of the diffraction spots depend directly on the properties of the lattice. This operation transforms the *direct space* into an associated space, the *reciprocal space*, and we shall see that the diffraction spots of a crystal are associated with the nodes of its reciprocal lattice.

The reciprocal lattice is therefore an essential concept for the study of crystal lattices and their diffraction properties. This concept and the relation of the direct and reciprocal lattices through the Fourier transform was first introduced in crystallography by P. P. Ewald (1921).

2. Crystallographic Definition

2.1. Definition

Let \mathbf{a} , \mathbf{b} , \mathbf{c} be the basic vectors defining the unit cell of the direct lattice. The basic vectors of the reciprocal lattice are defined by:†

$$\mathbf{a}^* = \frac{(\mathbf{b} \wedge \mathbf{c})}{(\mathbf{a}, \mathbf{b}, \mathbf{c})} \quad \mathbf{b}^* = \frac{(\mathbf{c} \wedge \mathbf{a})}{(\mathbf{a}, \mathbf{b}, \mathbf{c})} \quad \mathbf{c}^* = \frac{(\mathbf{a} \wedge \mathbf{b})}{(\mathbf{a}, \mathbf{b}, \mathbf{c})} \quad (2.1)$$

The modulus of \mathbf{a}^* is equal to the ratio of the area of the face $OBCG$ opposite to \mathbf{a} to the volume of the cell built on the three vectors \mathbf{a} , \mathbf{b} , \mathbf{c} . Referring to Fig. 1, we may write:

$$\mathbf{a}^* = 1/OA' \quad \mathbf{b}^* = 1/OB' \quad \mathbf{c}^* = 1/OC' \quad (2.2)$$

From the definition of the reciprocal lattice vectors, we may therefore already draw the following conclusions:

(i) Each of the three vectors \mathbf{a}^* , \mathbf{b}^* , \mathbf{c}^* is normal to a set of lattice planes of the direct lattice (\mathbf{b} , \mathbf{c} ; \mathbf{c} , \mathbf{b} ; \mathbf{a} , \mathbf{b}) and their moduli are respectively equal to the inverse of the spacings of these three sets of lattice

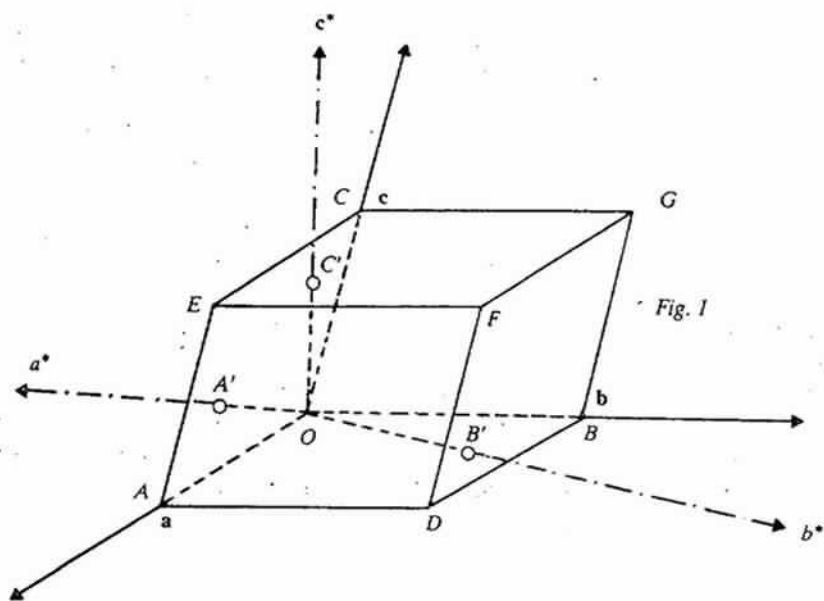


Fig. 1

† In this article the symbol \wedge is used to represent a vector product and commas (e.g. \mathbf{a} , \mathbf{b} , \mathbf{c}) to represent the triple product [which in this case is the volume of the unit cell].

planes. The basic vectors of the reciprocal lattice possess therefore the properties that we were looking for in the introduction. We shall see in the next section that with each family of lattice planes of the direct lattice a reciprocal lattice vector may be thus associated.

(ii) The dimensions of the moduli of the reciprocal lattice vectors are those of the inverse of a length. For practical purposes the definition equations (2.1) may be rewritten after the introduction of a scale factor σ which has the dimension of an area:

$$\mathbf{a}^* = \frac{(\mathbf{b} \wedge \mathbf{c})}{(\mathbf{a}, \mathbf{b}, \mathbf{c})} \sigma \quad (2.3)$$

This is only done to give the reciprocal lattice vector the dimension of length when one wants to actually draw the reciprocal lattice and we shall not make use of this scale factor in this paper.

From relations 2.1 it can readily be shown that the two sets of basic vectors satisfy the following equations:

$$\mathbf{a} \cdot \mathbf{a}^* = 1 \text{ etc. } \dots \quad \mathbf{a} \cdot \mathbf{b}^* = 0 \text{ etc. } \dots \quad (2.4)$$

The two sets of equations (2.1) and (2.4) are equivalent and equations (2.4) are sometimes used as the definition equations of the reciprocal lattice. These relations are symmetrical and show that the reciprocal lattice of the reciprocal lattice is the direct lattice.

2.2. Fundamental law of the reciprocal lattice

(a) *with each node of the reciprocal lattice whose numerical coordinates have no common divider can be associated a set of direct lattice planes*

Let M be a reciprocal lattice point whose coordinates h, k, l have no common divider (M is the first node on the reciprocal lattice row \mathbf{OM}), and P a point in direct space. We may write:

$$\mathbf{OM} = h\mathbf{a}^* + k\mathbf{b}^* + l\mathbf{c}^* \quad \mathbf{OP} = x\mathbf{a} + y\mathbf{b} + z\mathbf{c} \quad (2.5)$$

Let us look for the locus of all points P of direct space such that the scalar product $\mathbf{OP} \cdot \mathbf{OM}$ should be constant. It is a plane normal to O and passes through the projection H of P on \mathbf{OM} (Fig. 2). Using 2.4, we find easily that the equation of this plane in direct space is given by

$$\mathbf{OP} \cdot \mathbf{OM} = \mathbf{OH} \cdot \mathbf{OM} = hx + ky + lz = C \quad (2.6)$$

Let us now assume that P is a node of the direct lattice:

$$\mathbf{OP} = u\mathbf{a} + v\mathbf{b} + w\mathbf{c} \quad (u, v, w \text{ integers})$$

The locus of P is a lattice plane of the direct lattice. Its equation is:

$$\mathbf{OH} \cdot \mathbf{OM} = hu + kv + lw = C \quad (2.7)$$

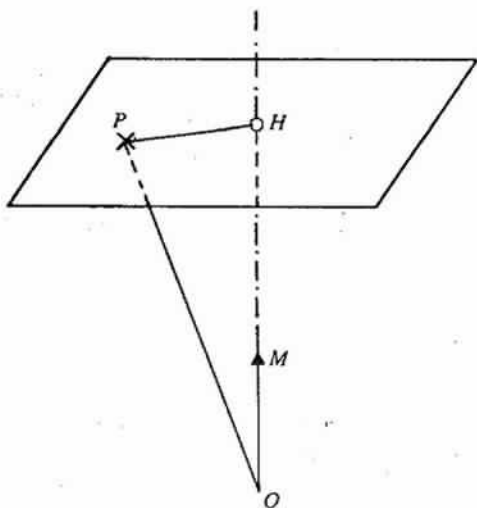


Fig. 2

Since all numbers in the left hand side are integers, we find that C is also an integer. With each value of C we may associate a lattice plane and thus generate a set of direct lattice planes which are all normal to the reciprocal vector \mathbf{OM} (Fig. 3). The distance of one of these planes to the origin is given by:

$$OH = C/OM \quad (C = -2, -1, 0, 1, 2, 3, \dots)$$

If OH_1 is the distance of the first plane to the origin, we may write:

$$OH = C \times OH_1$$

The lattice planes have, as expected, an equal spacing:

$$d_{hkl} = OH_1 = 1/OM = 1/\mathcal{N}_{hkl} \quad (2.8)$$

where \mathcal{N}_{hkl} is the parameter along the reciprocal lattice row OM . Equation 2.8 may be rewritten:

$$d_{hkl} \cdot \mathcal{N}_{hkl} = 1 \quad (2.9)$$

This is the fundamental relation of the reciprocal lattice which shows that with any node M of the reciprocal lattice whose numerical coordinates have no common divider we may associate a set of direct lattice planes normal to \mathbf{OM} . Their spacing is inversely proportional to the parameter along the reciprocal row \mathbf{OM} .

In order that the correspondence between direct and reciprocal lattice should be fully established, the converse of the preceding theorem should also be demonstrated. This will be done in paragraph 2.2(c).

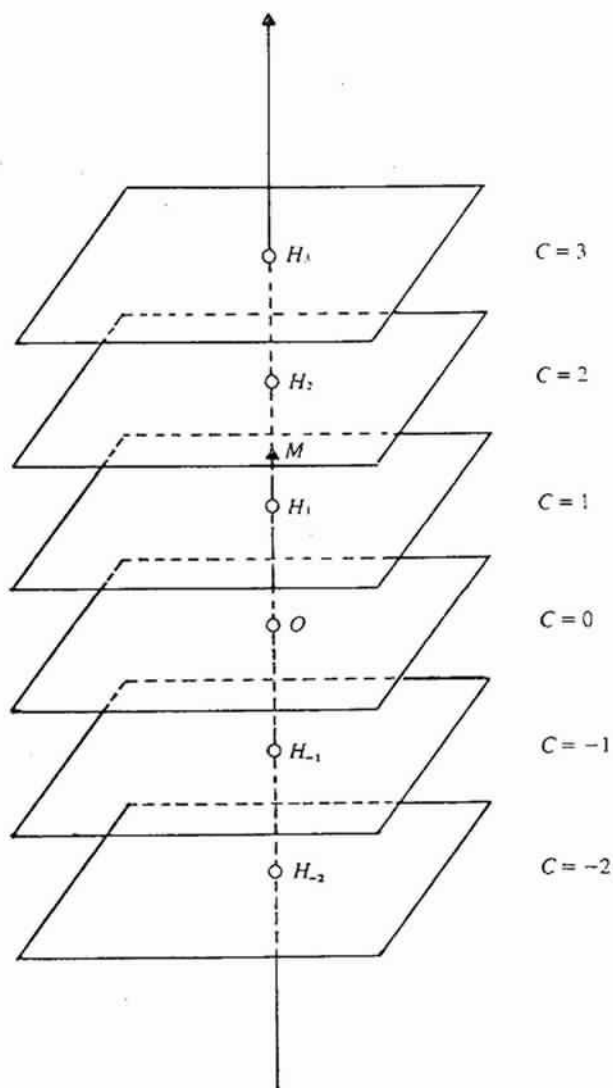


Fig. 3

It is interesting at this point to give an interpretation to the reciprocal lattice points whose numerical coordinates have a common divider. Let us consider such a point for which:

$$\mathbf{OM} = h\mathbf{a}^* + k\mathbf{b}^* + l\mathbf{c}^{**}$$

where

$$h = nh_1; \quad k = nk_1; \quad l = nl_1$$

h_1, k_1, l_1 have no common divider. We may write:

$$\mathbf{OM} = n\mathbf{OM}_1$$

where M_1 is the first node on the reciprocal lattice row \mathbf{OM} .

Let $d_{h,k,l}$ be the spacing of the direct lattice planes associated with M . The fundamental law of the reciprocal lattice may be written:

$$d_{h,k,l} \cdot \mathcal{N}_{h,k,l} = 1$$

We may also write:

$$\begin{aligned} \frac{1}{n} d_{h,k,l} \cdot n\mathcal{N}_{h,k,l} &= 1 \\ \frac{1}{n} d_{h,k,l} \cdot \mathbf{OM} &= 1 \end{aligned} \tag{2.10}$$

In other words, with the reciprocal lattice node M may be associated a set of fictitious planes in direct space whose spacing is n times smaller than the real lattice spacing. We shall see that in diffraction by crystal lattices a reciprocal lattice point may be associated with each Bragg diffraction: if the coordinates of this point have no common divider, Bragg's law is satisfied to the first order ($2d \sin \theta = \lambda$); if they have a common divider, n , Bragg's law is satisfied to the n th order ($2d \sin \theta = n\lambda$), one may also say it is satisfied to the first order for the fictitious lattice planes of spacing d/n ($2d/n \sin \theta = \lambda$) and this is what is actually always done in practice.

(b) Miller indices

Let us consider one particular lattice plane of equation

$$hx + ky + lz = C$$

and let Q, R and S be its intersections with the three axes, respectively (Fig. 4); we have:

$$x = C/h; \quad OQ = a \cdot C/h \quad y = C/k; \quad OR = b \cdot C/k \quad z = C/l; \quad OS = c \cdot C/l$$

We conclude that the lattice plane intercepts, along the three axes, lengths which are inversely proportional to three integers which have no common divider. This is the so-called *Law of Rational Indices* or *Hauy Law*. The three indices are called the Miller indices.

The planes which are crystallographically the most important ones are the densest ones, that is those with the largest spacing. Equation (2.9) tells us that they are associated with the shortest vectors in reciprocal lattice and that their Miller indices are therefore small. This is the reason why Hauy's law was also called the law of *simple rational indices*.

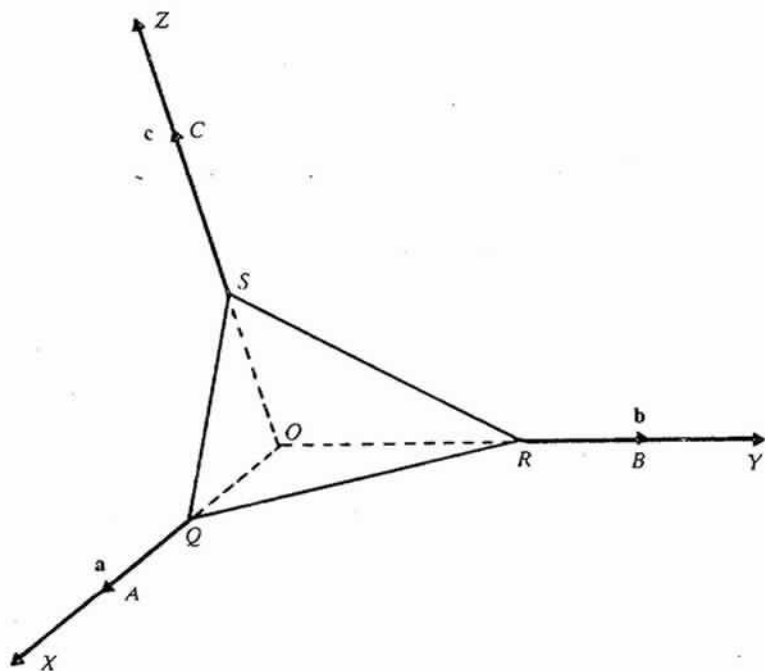


Fig. 4

(c) *The reciprocal law: to each set of direct lattice planes corresponds a reciprocal lattice vector*

Let us consider a set of direct lattice planes of equation:

$$hx + ky + lz = C$$

Since x, y, z may be integers, $h, k,$ and l are also integers. If $C = 1$, corresponding to the first plane in the family, h, k and l have no common divider. Let us now consider the reciprocal lattice vector

$$\mathbf{ON}_{hkl} = h\mathbf{a}^* + k\mathbf{b}^* + l\mathbf{c}^*$$

Its scalar products with the vectors \mathbf{QR} and \mathbf{RS} (Fig. 4) are respectively equal to:

$$\mathbf{ON}_{hkl} \cdot \mathbf{QR} = (h\mathbf{a}^* + k\mathbf{b}^* + l\mathbf{c}^*) \left(\frac{C}{k} \mathbf{b} - \frac{C}{h} \mathbf{a} \right)$$

$$\mathbf{ON}_{hkl} \cdot \mathbf{RS} = (h\mathbf{a}^* + k\mathbf{b}^* + l\mathbf{c}^*) \left(\frac{C}{l} \mathbf{c} - \frac{C}{k} \mathbf{b} \right)$$

They are both equal to zero, which shows that the reciprocal lattice vector is normal to the set of direct lattice planes; the scalar product of

\mathbf{ON}_{hkl} by \mathbf{OP} where P is any direct lattice node in a plane of the set can be written in the form of equation (2.6). The reciprocal theorem is thus demonstrated.

3. Reciprocal Space and Dual Space

3.1. Definition

Let us now call \mathbf{e}_i the basic vectors of a vectorial space and x^i the coordinates of a given vector \mathbf{x} . We may write:

$$\mathbf{x} = x^i \mathbf{e}_i = x^1 \mathbf{e}_1 + x^2 \mathbf{e}_2 + x^3 \mathbf{e}_3 \quad (3.1)$$

using Einstein's summation convention. A change of coordinates may be described by the following relations:

$$\begin{aligned} \mathbf{e}'_i &= A^j_i \mathbf{e}_j; & \mathbf{e}_i &= B^j_i \mathbf{e}'_j & x'^i &= B^i_j x^j; & x^i &= A^i_j x'^j \\ A^j_i B^i_k &= \delta^j_k & (\delta &= 1 \text{ if } i=k; \delta=0 \text{ if } i \neq k) \end{aligned} \quad (3.2)$$

quantities with a subscript transform in a change of coordinate like the basic vectors and are called *covariant*; those with a superscript transform like the coordinates and are called *contravariant*. Let us now consider the scalar products:

$$x_i = \mathbf{x} \cdot \mathbf{e}_i = x^j \mathbf{e}_j \cdot \mathbf{e}_i = x^j g_{ij} \quad (3.3)$$

where we put

$$g_{ij} = \mathbf{e}_i \cdot \mathbf{e}_j \quad (3.4)$$

The nine quantities g_{ij} are the components of the so-called metric tensor. We shall show that the three quantities x_i are the covariant coordinates of \mathbf{x} . The system of equations (3.3) expresses the x_i in terms of the x^i . We can resolve this system and write

$$x^i = x_j g^{ij} \quad (3.5)$$

where

$$g^{ij} g_{jk} = \delta^i_k \quad (3.6)$$

This can always be written since the determinant built on the g_{ij} is different from zero by definition of the scalar product.

Let us now introduce the following set of vectors

$$\mathbf{e}^i = g^{ij} \mathbf{e}_j \quad (3.7)$$

This set of vectors constitutes a set of basic vectors. To show this we may simply transform equation (3.1):

$$\mathbf{x} = x^i \mathbf{e}_i = x_j g^{ij} \mathbf{e}_j = x_j \mathbf{e}^j \quad (3.8)$$

The vectors \mathbf{e}^j constitute therefore a set of basic vectors and the x_j are the coordinates of \mathbf{x} with respect to this base. They are called *contravariant* basic vectors. They are also identical to the basic vectors of the reciprocal space. This can easily be demonstrated by showing that they satisfy the basic relations (2.3) of the reciprocal space vectors. Let us consider the scalar products $\mathbf{e}_i \cdot \mathbf{e}^j$. Using (3.7), (3.4) and (3.6), we may write:

$$\mathbf{e}_i \cdot \mathbf{e}^j = g^{jk} \mathbf{e}_i \cdot \mathbf{e}_k = g^{jk} g_{ik} = \delta_i^j$$

which is indeed identical to 2.3.

3.2. The volumes of the unit cells in direct and reciprocal space are inverse

Let V be the volume of the unit cell. In a change of coordinate:

$$\mathbf{e}_i \times \mathbf{e}'_j B_i^j \quad (3.9)$$

we have

$$V = V' \Delta(B)$$

where $\Delta(B)$ is the determinant built on B_i^j . In the same way, we may write:

$$\Delta g_{ij} = \Delta g'_{ij} \Delta(B)^2 \quad (3.10)$$

Let us now assume that the base \mathbf{e}_i is orthonormal. There comes:

$$V = \Delta(B), \quad \Delta g_{ij} = \Delta(B)^2 \quad (3.11)$$

We have then demonstrated the following general result:

$$\Delta g_{ij} = V^2 \quad (3.12)$$

From (3.6) we know that

$$\Delta g_{ij} \cdot \Delta g^{ij} = 1 \quad (3.13)$$

It is easy to show the following relation, equivalent to (3.12):

$$\Delta g^{ij} = V^{*2} \quad (3.14)$$

where V^* is the volume of the unit cell in reciprocal space.

From (3.12), (3.13) and (3.14), we obtain finally:

$$V \cdot V^* = 1$$

3.3. Calculation of the reciprocal lattice vectors using the metric tensor

Relation (3.7) is the most convenient one to use to compute the reciprocal lattice parameters or any quantity related to them. Let a, b, c and α, β, γ be the direct lattice parameters. The doubly covariant

coefficients of the metric tensor are then:

$$g_{ij} = \begin{pmatrix} a^2 & ab \cos \gamma & ac \cos \beta \\ ab \cos \gamma & b^2 & bc \cos \alpha \\ ac \cos \beta & bc \cos \alpha & c^2 \end{pmatrix} \quad (3.15)$$

Its determinant, that is the square of the volume of the direct lattice unit cell is equal to:

$$V^2 = a^2 b^2 c^2 (1 + 2 \cos \alpha \cos \beta \cos \gamma - \cos^2 \alpha - \cos^2 \beta - \cos^2 \gamma) \quad (3.16)$$

By inverting 3.15 we obtain the doubly contravariant of the metric tensor, g^{ij}

$$\begin{pmatrix} \frac{b^2 c^2 \sin^2 \alpha}{V^2} & \frac{abc^2 (\cos \alpha \cos \beta - \cos \gamma)}{V^2} & \frac{ab^2 c (\cos \alpha \cos \gamma - \cos \beta)}{V^2} \\ \frac{abc^2 (\cos \alpha \cos \beta - \cos \gamma)}{V^2} & \frac{a^2 c^2 \sin^2 \beta}{V^2} & \frac{a^2 bc (\cos \beta \cos \gamma - \cos \alpha)}{V^2} \\ \frac{ab^2 c (\cos \alpha \cos \beta - \cos \gamma)}{V^2} & \frac{a^2 bc (\cos \beta \cos \gamma - \cos \alpha)}{V^2} & \frac{a^2 b^2 \sin^2 \gamma}{V^2} \end{pmatrix} \quad (3.17)$$

Using (3.17), we can easily obtain the following relations:

$$\mathbf{a}^* = \frac{b^2 c^2 \sin^2 \alpha}{V^2} \mathbf{a} + \frac{abc^2}{V^2} (\cos \alpha \cos \beta - \cos \gamma) \mathbf{b} + \frac{ab^2 c}{V^2} (\cos \alpha \cos \gamma - \cos \beta) \mathbf{c}$$

$$a^* = \frac{bc \sin \alpha}{V} \quad (3.18)$$

$$\cos \gamma^* = \frac{\cos \alpha \cos \beta - \cos \gamma}{|\sin \alpha \sin \beta|}$$

4. Crystallographic Calculations Using the Reciprocal Lattice

4.1. Scalar product of direct and reciprocal lattice vectors

Let us consider a direct lattice vector

$$u\mathbf{a} + v\mathbf{b} + w\mathbf{c}$$

and a reciprocal lattice vector

$$h\mathbf{a}^* + k\mathbf{b}^* + l\mathbf{c}^*$$

Using (2.3), their scalar product is equal to:

$$hu + kv + lw$$

4.2. Vector product of two direct lattice vectors

Let us consider two direct lattice vectors:

$$\mathbf{n}_1 = u_1 \mathbf{a} + v_1 \mathbf{b} + w_1 \mathbf{c} \quad \mathbf{n}_2 = u_2 \mathbf{a} + v_2 \mathbf{b} + w_2 \mathbf{c}$$

Their vector product is equal to:

$$\mathbf{n}_1 \wedge \mathbf{n}_2 = \begin{vmatrix} v_1 w_1 \\ v_2 w_2 \end{vmatrix} \mathbf{b} \wedge \mathbf{c} + \begin{vmatrix} w_1 u_1 \\ w_2 u_2 \end{vmatrix} \mathbf{c} \wedge \mathbf{a} + \begin{vmatrix} u_1 v_1 \\ u_2 v_2 \end{vmatrix} \mathbf{a} \wedge \mathbf{b}$$

Using the definition (2.1) of the basic reciprocal vectors, we may write:

$$\mathbf{n}_1 \wedge \mathbf{n}_2 = V \begin{vmatrix} v_1 w_1 \\ v_2 w_2 \end{vmatrix} \mathbf{a}^* + V \begin{vmatrix} w_1 u_1 \\ w_2 u_2 \end{vmatrix} \mathbf{b}^* + V \begin{vmatrix} u_1 v_1 \\ u_2 v_2 \end{vmatrix} \mathbf{c}^* \quad (4.1)$$

This shows that the vector product of two *direct* lattice vectors is easily expressed in terms of the basic *reciprocal* vectors.

4.3. Indices of the set of lattice planes parallel to two direct lattice rows

The vector product of two vectors \mathbf{n}_1 and \mathbf{n}_2 respectively parallel to these two rows is normal to the set of lattice planes and is therefore parallel to the reciprocal lattice vector associated with the lattice planes. If h, k, l are its indices, we may therefore write:

$$\frac{h}{v_1 w_2 - v_2 w_1} = \frac{k}{w_1 u_2 - w_2 u_1} = \frac{l}{u_1 v_2 - u_2 v_1} \quad (4.2)$$

4.4. Zone axis of two sets of direct lattice planes

Let h_1, k_1, l_1 and h_2, k_2, l_2 be the Miller indices of the two sets of direct lattice planes. The vector product of the two reciprocal lattice vectors associated with them is necessarily parallel to their zone axis. The coordinates of this zone axis are therefore given by:

$$\frac{u}{k_1 l_2 - k_2 l_1} = \frac{v}{l_1 h_2 - l_2 h_1} = \frac{w}{h_1 k_2 - h_2 k_1} \quad (4.3)$$

4.5. Reciprocity of *F* and *I* lattices

Let us consider a face-centered lattice. It is well known that the basic vectors $\mathbf{a}', \mathbf{b}', \mathbf{c}'$, of the elementary cell are given in terms of the vectors $\mathbf{a}, \mathbf{b}, \mathbf{c}$ of the face centered cell by (Fig. 5):

$$\mathbf{a}' = \frac{\mathbf{b} + \mathbf{c}}{2} \quad \mathbf{b}' = \frac{\mathbf{a} + \mathbf{c}}{2} \quad \mathbf{c}' = \frac{\mathbf{a} + \mathbf{b}}{2} \quad (4.4)$$

In a similar way, the basic vectors $\mathbf{a}'', \mathbf{b}'', \mathbf{c}''$ of the elementary cell of a body centered lattice are given in terms of the basic vectors of the

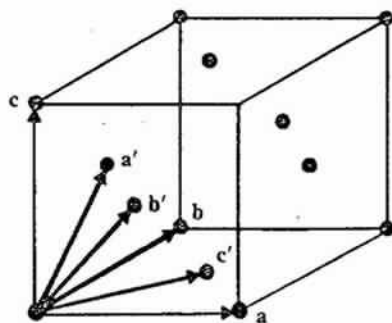


Fig. 5

multiple cell by (Fig. 6):

$$\mathbf{a}'' = \frac{-\mathbf{a} + \mathbf{b} + \mathbf{c}}{2} \quad \mathbf{b}'' = \frac{\mathbf{a} - \mathbf{b} + \mathbf{c}}{2} \quad \mathbf{c}'' = \frac{\mathbf{a} + \mathbf{b} - \mathbf{c}}{2} \quad (4.5)$$

Let us now look for the reciprocal lattice of the face-centered lattice. Its unit cell vectors are given by, using (2.1) and (4.4):

$$\mathbf{a}^{*} = \left(\frac{(\mathbf{a} + \mathbf{c})}{2} \wedge \frac{(\mathbf{a} + \mathbf{b})}{2} \right) / (a', b', c')$$

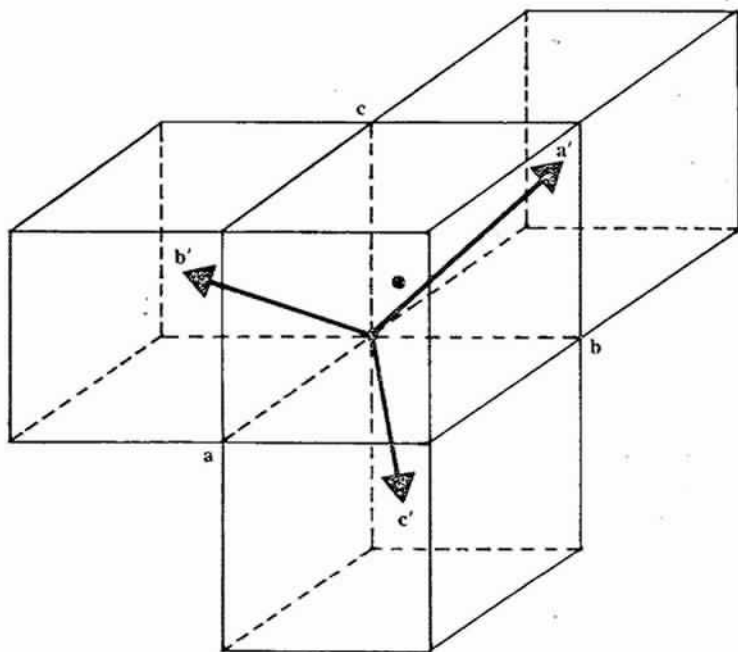


Fig. 6

Noting that the face-centered cell is of the fourth order, we find:

$$\mathbf{a}^{*'} = \frac{\mathbf{c} \wedge \mathbf{b}}{(\mathbf{a}, \mathbf{b}, \mathbf{c})} + \frac{\mathbf{c} \wedge \mathbf{a}}{(\mathbf{a}, \mathbf{b}, \mathbf{c})} + \frac{\mathbf{a} \wedge \mathbf{b}}{(\mathbf{a}, \mathbf{b}, \mathbf{c})}$$

We may thus express $\mathbf{a}^{*'}$ in terms of the basic vectors of the reciprocal lattice of the lattice of vectors $\mathbf{a}, \mathbf{b}, \mathbf{c}$:

$$\mathbf{a}^{*'} = -\mathbf{a}^* + \mathbf{b}^* + \mathbf{c}^*$$

This may also be written:

$$\mathbf{a}^{*'} = \frac{-(2\mathbf{a}^*) + (2\mathbf{b}^*) + (2\mathbf{c}^*)}{2}$$

This relation shows that the reciprocal lattice of a face-centered lattice is a body centered lattice whose multiple cell is defined by $2\mathbf{a}^*, 2\mathbf{b}^*, 2\mathbf{c}^*$. If we index the reciprocal lattice defined by $\mathbf{a}^*, \mathbf{b}^*, \mathbf{c}^*$, that is the reciprocal lattice of the multiple lattice defined by $\mathbf{a}, \mathbf{b}, \mathbf{c}$, we find that only the nodes such that

$$h + k = 2n \quad k + l = 2n' \quad l + h = 2n''$$

belong to the reciprocal lattice of the face-centered lattice. This shows that the only Bragg reflexions on a face-centered lattice have indices which are all of the same parity.

5. Diffraction Condition in the Reciprocal Lattice

Let us consider a plane monochromatic wave incident on a crystal and let $\mathbf{k}_0 = \mathbf{s}_0/\lambda$ be its wave vector. Each scatterer will diffuse this wave in every direction with the same wavelength (coherent scattering). The total amplitude scattered in a particular direction \mathbf{s}_h will be obtained by summing the amplitudes scattered in this particular direction by all scatterers, taking into account their phase relations. Let A and B be two homologous points in the structure, that is $\mathbf{AB} = \mathbf{r}$ is a direct lattice vector. The phase differences between the waves scattered by A and B is equal to:

$$\phi = 2\pi \frac{(\mathbf{s}_h - \mathbf{s}_0) \cdot \mathbf{r}}{\lambda} \quad (5.1)$$

(\mathbf{s}_h and \mathbf{s}_0 are unit vectors in the reflected and incident directions, respectively).

There will be diffraction of the incident wave by the crystal if the wavelets diffracted by all homologous points are in phase, that is if ϕ is equal to an integer times 2π whatever the direct lattice vector \mathbf{r} . The

phase ϕ may also be written:

$$\phi = 2\pi \mathbf{R} \cdot \mathbf{r} \quad (5.2)$$

where $\mathbf{R} = (\mathbf{s}_i - \mathbf{s}_o)/\lambda$ is the so-called diffusion vector.

The modulus of the diffusion vector has the dimension of the reciprocal of a length. \mathbf{R} can therefore be expanded in reciprocal space:

$$\mathbf{R} = h\mathbf{a}^* + k\mathbf{b}^* + l\mathbf{c}^*$$

The position vector \mathbf{r} can in the same way be expressed in terms of its coordinates u, v, w in direct space. Applying relations (2.3), we may therefore write the phase difference ϕ in the following way:

$$\phi = 2\pi(hu + kv + lw) \quad (5.3)$$

We may note that u, v, w being the coordinates of a direct lattice vector are integers. If ϕ is to be equal to an integer times 2π whatever u, v, w , we conclude that h, k, l are necessarily also equal to integers; in other words, *the diffusion vector is a reciprocal lattice vector*. This is the diffraction condition in reciprocal space. Bragg's law and the Ewald sphere construction are easily deduced from this result.

Let O be the origin of the reciprocal lattice and \mathbf{IO} and \mathbf{IH} vectors respectively equal to \mathbf{s}_o/λ and \mathbf{s}_i/λ . The vector \mathbf{OH} is therefore equal to \mathbf{R} (Fig. 7). If the diffraction condition is satisfied, H is a reciprocal lattice node. We have therefore the following construction: we draw through O a line parallel to the incident direction, let $IO = 1/\lambda$, then draw a sphere centered in I with radius $1/\lambda$. If it passes through another reciprocal lattice node H , there is a reflected beam parallel to \mathbf{IH} .

We may notice in the triangle IOH that $OH/2 = IH \times \sin \theta$, calling θ the angle between IO or \mathbf{IH} with the bisectrix of OIH , that is with the trace of the set of direct lattice planes associated with the node H .

We know from (2.8) that

$$OH = \frac{n}{d}$$

where d is the lattice spacing of the direct lattice planes and n the order of H along the reciprocal lattice row OH . We find thus that:

$$\frac{n}{2d} = \frac{\sin \theta}{\lambda}$$

which is of course Bragg's law.

A reciprocal lattice node may thus be associated with each Bragg reflection.

This result can also be obtained directly through the properties of Fourier transforms. The basic assumption of the geometrical theory of

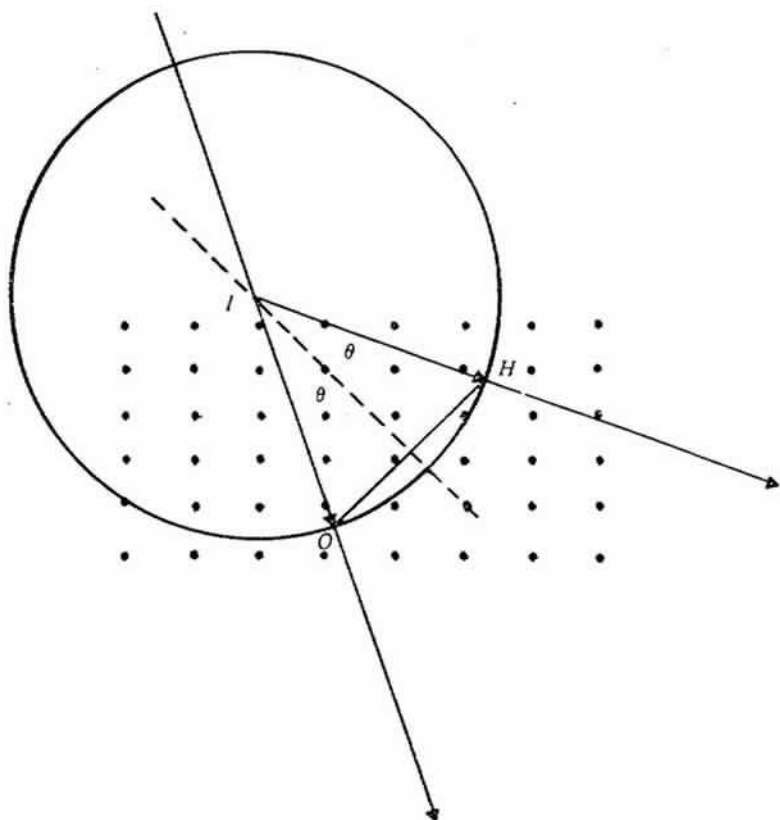


Fig. 7

diffraction is that the amplitude of the incident wave at each scatterer is constant. This assumption is acceptable if the interaction between the incident wave and the scatterers is small enough. The total diffracted amplitude in a given direction is therefore simply equal to the sum of the amplitudes scattered in this direction by every scatterer, taking into account their phase relationships. It is equal to:

$$A = A_e \iiint \rho(\mathbf{r}) e^{-2\pi i \mathbf{R} \cdot \mathbf{r}} d\tau \quad (5.4)$$

using (5.1) and (5.2). A_e is the amplitude diffracted by one scatterer and $\rho(\mathbf{r})$ the density of scatterers electrons if we consider X-ray diffraction for instance. The integral is extended over the volume of the crystal. We shall assume it here to be infinite. Expression (5.4) shows that the distribution of diffracted amplitudes is the Fourier transform of the electron density

$\rho(\mathbf{r})$. If the diffracting medium is crystalline, it is triply periodic. The Fourier transform of $\rho(\mathbf{r})$ is then a distribution of Dirac masses at each reciprocal lattice node. The weight associated with each one of them is equal to the structure factor:

$$\begin{aligned} F_{hkl} &= A_e \iiint_{\text{unit cell}} \rho(\mathbf{r}) e^{-2\pi i \mathbf{R} \cdot \mathbf{r}} d\mathbf{r} \\ &= \sum_j f_j e^{-2\pi i (hx_j + ky_j + lz_j)} \end{aligned} \quad (5.5)$$

where f_j is the form factor of atom j and x_j, y_j, z_j its numerical coordinates in the unit cell.

International Union of Crystallography Commission on Crystallographic Teaching

List of booklets in the first series

1

A non-mathematical introduction to X-ray diffraction
by C.A. Taylor

2

An introduction to the scope, potential and applications of X-ray analysis
by M. Laing

3

Introduction to the Calculation of Structure Factors
by S.C. Wallwork

4

The Reciprocal Lattice
by A. Authier

5

Close-packed structures
by P. Krishna and D. Pandey

6

Pourquoi les groupes de Symetrie en Cristallographie
by D. Weigel

7

Solving the phase problem when heavy atoms are in special positions
by L. Hohné and L. Kutchabsky

8

Anomalous Dispersion of X-rays in Crystallography
by S. Caticha-Ellis

9

Rotation Matrices and Translation Vectors in Crystallography
by S. Hovmöller

10

Metric Tensor and Symmetry operations in Crystallography
by G. Rigault

Price 95p each

Available from

University College Cardiff Press,

P.O. Box 78

Cardiff CF1 1XL

United Kingdom

Cheques should be made payable to University College Cardiff